


# WELCOME

## College Planning Presentation




## Guidance Staff

Ms. Susan McGowan, Director of Guidance	<a href="mailto:smcgowan@notredame.org">smcgowan@notredame.org</a>	203-374-2618 ext. 222
Mr. Wayne Mones, School Counselor	<a href="mailto:wmones@notredame.org">wmones@notredame.org</a>	203-374-2618 ext. 224
Ms. Maggie Tiftikidis, School Counselor	<a href="mailto:mtiftikidis@notredame.org">mtiftikidis@notredame.org</a>	203-374-2618 ext. 223
Mrs. Lisa Seperack, School Counselor	<a href="mailto:lseperack@notredame.org">lseperack@notredame.org</a>	203-374-2618 ext. 225

### Guidance Secretary

Mrs. Kimberly Daniels	<a href="mailto:kdaniels@notredame.org">kdaniels@notredame.org</a>	203-374-2618 ext. 221
-----------------------	--	-----------------------






## What is Family Connection?

Notre Dame has partnered with Naviance to provide a variety of tools for achievement through academic, career, and college planning. These tools are located in Family Connection which is a website designed for students and families to access online resources, communicate with school staff, and work on the college application process.

To access Naviance Connection visit Quick Links on the Notre Dame home page. A student account may be created with your guidance counselor or by receiving a registration code from ND.



# Senior Checklist



- Create your Common Application Account **and** Naviance Account ..please use same email/passwords if possible
- Finalize your college list.. Virtual Tours if possible
- Be aware of college deadlines (EA, ED, Regular Decision)
- Complete Student Self-Assessment Form/Resume
- Write your Personal Essay to include in the Common Application
- Fill out Common Application /College Applications
- Request transcripts/Teachers Letters of Recommendation through Naviance
- Match Common Application with Naviance
- View List for Virtual College Representative visits in Google Classroom Page - Class of 2021 - **Join code for students: k5bkfnp**
- SAT/ACT please send official scores from College Board/ACT accounts (fairtest.org)
- Fill out the FAFSA (October 1st) & CSS Profile \*\* Please check college websites for their Financial Aid Deadlines

# Junior Checklist



- ❑ Schedule Parent/Student meeting with Counselor - Most likely via Zoom
- ❑ Sign up to take the SAT/ACT in the Spring
- ❑ Research Colleges and schedule campus visits if possible. Take advantage of virtual sessions including virtual campus tours and live chats. **Google Classroom join code for Class of 2022 students: k5bkfnp**
- ❑ Sign up for College Admissions' mailing lists & follow on social media
- ❑ Remind your child to stay on track academically
- ❑ Encourage student to volunteer, work, and join extracurricular activities - virtual opportunities
- ❑ Start to gather documents for financial aid (FAFSA/CSS Profile)
- ❑ Register with the NCAA Eligibility Center if you are an athlete planning to play a sport in college (eligibilitycenter.org)
- ❑ Create Naviance account with School Counselor to explore college choices
- ❑ Create Common application (Summer) (commonapp.org)
  - ❑ Letters of Recommendations from teachers
  - ❑ Build your resume/portfolio
  - ❑ Plan your college essay

# Who Sends What?

**Student Sends:**

- Application (Common)
- Application Fee
- Personal Essay
- SAT/ACT Scores

**Guidance Department Sends:**

- Transcript
- Counselor Recommendation
- 1st Quarter Grades
- Mid Year Grades
- Final Grades


**\*\*All materials are sent through Naviance**

**Teacher Sends:**

- Teacher Recommendation

Sent electronically through Naviance

College/University



# Admissions Timelines

There are **four** primary types of admissions processes. Some require a commitment form the student, and others do not. Deadlines range from October to May, depending on the college.

Regular Decision - Students who do not have a clear first choice typically apply under RD. Under RD, the university sets an application deadline ( Jan 1 - March 15) and replies to applicants around mid- March.

Rolling Admissions - Under rolling admissions, the office makes decisions on applications as they are submitted. Students may apply as early as September and may hear within one month of submitting the application. Students are typically allowed until May 1 to decide which university they will attend.


Early Action - The student must submit the application for an early deadline usually November 1st or November 15th. Decisions are mailed to students around December 15th. This allows students the opportunity to hear earlier and decide whether they want to submit additional applications under RD plans. The student is allowed until May 1st which university they will attend.

## Admissions Timelines (continued)

Early Decision - The most restrictive process is ED. Under ED, students make a commitment to the university to which they apply. The deadline is usually November 1/Nov 15. Students admitted to ED are **REQUIRED** to attend that university. Students may not apply to more than one university under ED.

This process requires a signature from parent(s) and a Guidance Counselor. If accepted into your ED school, counselor cannot send transcripts to any other schools.

The benefit of ED is students complete their process as early as December. The downside is the student must make all of their decisions early in the process. A number of colleges also have Early Decision 2, which is also binding, but may have a later deadline.






# Standardized Testing

Standardized tests are one important factor in the admissions process of most selective colleges and universities. Over the past several years, a growing number of colleges have become test optional. At most colleges, however, testing still plays a vital role in the admissions process. For a list of test optional schools visit [www.fairtest.org](http://www.fairtest.org).

**SAT:** Students usually take the SAT in the spring of their junior year. All students must register through [www.collegeboard.org](http://www.collegeboard.org). Most Notre Dame students take the test twice, but others wish to take it three times. Score reports are sent directly from CollegeBoard to colleges and universities at the request of the student. Notre Dame High School is NOT responsible to send the test scores because the scores are not considered “official” from the school. If students wish to send their scores on the day of the test, they will receive four free score reports. If not, students will be charged a fee to send at a later date.


## What is a superscore?

The sum of your highest math and Evidence-Based Reading and Writing scores. Some colleges superscore across all your test dates, and some superscore across the test dates the student chooses to submit. Please understand the scoring policies of each school to determine which test scores to send to which schools.



# SAT vs ACT: Which Test is Right for You?

- The SAT & ACT generally cover the same topics
- Both ACT & SAT scores are used for college admissions decisions & awarding merit-based scholarships
- Most colleges do not prefer one test over the other
- ACT includes a Science section
- SAT includes one Math Section on which you may not use a calculator



Building Character, Faith and Intellect



# Compare the SAT and ACT tests

## SAT

Reading, Writing & Language, Math, Essay (optional)

3 hours (without essay) 3 hours, 50 minutes (with essay)

5 reading passages

Math covers: Arithmetic, Alg 1 & II, Geometry, Trig & Data Analysis

Scored on a scale of 400-1600

## ACT

English, Math, Reading, Science, Essay (optional)

2 hours, 55 minutes (without essay), 3 hours, 40 minutes (with essay)

4 reading passages


Math covers: Arithmetic, Alg 1 & II, Geometry, Trig, and Probability & Statistics

1 Science section testing your critical thinking skills

Scored on a scale of 1-36

## Sending Scores to Colleges

- Students are responsible for sending their SAT/ACT scores to colleges through their CollegeBoard accounts.
- Visit Naviance and/or college websites to find out if schools are SAT/ACT optional
- Provide an accurate email address and student information to avoid a delay in receiving scores
- You may select up to four schools to send scores free of charge on the day of the test or up to nine days after the test date for SAT.. five days for ACT
- Our school code is 070057



# Complete the FERPA agreement on the Common Application

(The Family Educational Rights and Privacy Act) a federal law that protects the privacy of student education records.

1. On the Common Application go to **College Search** and add at least one college.
2. Go to **Common App** tab and add your **High School** under **Education**.
3. **Search for Notre Dame High School or type school code 070057.**
4. The FERPA question is found under **My Colleges tab Recommenders & Ferpa ..DO NOT INVITE ANY RECOMMENDERS SUCH AS TEACHERS & COUNSELORS ON THE COMMON APP. Teacher Letter of Recommendations are requested through Naviance only.**
5. The FERPA is a Federal law that protects the privacy of student education records. When you waive your rights, you allow the school to release the requested records (transcript, recommendation letters). Waiving your rights also allows admissions representatives to contact your counselor about the school forms submitted on your behalf.



# Matching Your Common Application and Family Connection Account


The following steps are required if you are using the Common App. Completing these steps allows your transcripts and recommendations, which are in Naviance, to be matched with your Common Application.

## First, go to Common App:

1. Log into your Common App account. If you've not created an account, please do it at this time.
2. Under the "Common App" tab, complete the entire Education section so it has a green checkmark (this is necessary since the Common App must know the high school you attend).
3. Go to "My Colleges" tab. If no colleges are listed, go to "College Search" and add at least one college you are applying to.
4. Click the FERPA Release Authorization and select the items:
  - I authorize every school that I have attended to release all requested records
  - I waive my right to review all recommendations and support documents
  - I understand that my waiver or no waiver selection above pertains to all colleges

## Second, go to Family Connection:

1. Login and click on Colleges tab. Select Colleges I'm applying to
2. Enter the email address used in your Common App account (verify your date of birth)
3. Once you have done this correctly it should state
  - Common App Accounting Matching Complete
  - Your Common App account was successfully matched
  - FERPA Status: Waived



# Matching Your Common Application and Family Connection Account


The following steps are required if you are using the Common App. Completing these steps allows your transcripts and recommendations, which are in Naviance, to be matched with your Common Application.

## First, go to Common App:

1. Log into your Common App account. If you've not created an account, please do it at this time.
2. Under the "Common App" tab, complete the entire Education section so it has a green checkmark (this is necessary since the Common App must know the high school you attend).
3. Go to "My Colleges" tab. If no colleges are listed, go to "College Search" and add at least one college you are applying to.
4. Click the FERPA Release Authorization and select the items:
  - I authorize every school that I have attended to release all requested records
  - I waive my right to review all recommendations and support documents
  - I understand that my waiver or no waiver selection above pertains to all colleges

## Second, go to Family Connection:

1. Login and click on Colleges tab. Select Colleges I'm applying to
2. Enter the email address used in your Common App account (verify your date of birth)
3. Once you have done this correctly it should state
  - Common App Accounting Matching Complete
  - Your Common App account was successfully matched
  - FERPA Status: Waived



# Common Application


An undergraduate college admission application which may be used to apply to over 800 colleges and universities

## Tips for Completing the Common Application

- Create your account using an email address you check often
- Use your legal name when filling out your registration information
- Gather the materials you will need (transcript & activities)
- See your counselor if you need help answering questions
- Answer all required questions marked with a red asterisk
- Complete the FERPA Release Authorization
- Save your work
- Carefully review your application PDF BEFORE submitting

THE COMMON  
APPLICATION

**\*\*\* It is the responsibility of the student to complete their Common Application \*\*\***





# Scholarships

They are not granted on the basis of financial need, but other criteria including achievement or talent. It is important that students research outside sources including civic organizations, corporations, or within their high school. Notre Dame scholarships are listed on Naviance and updated in our ND newsletter. You should never be required to pay in order to apply for a scholarship opportunity.

- High school transcript
- Standardized test scores
- One or more essays
- One or more letters of recommendation
- Proof of eligibility for the scholarship (for example, proof of membership in a certain group)

ScholarshipOwl – <https://scholarshipowl.com>

FastWeb – <http://fastweb.com/>

School Soup – <http://www.schoolsoup.com/>


College Prowler – <https://collegeprowler.com>

CAPPEX – <http://www.cappex.com/scholarships/>

CollegeBoard Scholarship Search

– <https://bigfuture.collegeboard.org/scholarship-search>


Going Merry - <https://www.goingmerry.com/>



## Letters of Recommendation

- Each School Counselor will complete a letter of recommendation for their student
- Students are expected to complete a Self-Assessment Form BEFORE the letter is completed (see attached)
- Ask the teacher(s) in person if he/she is willing to write a recommendation before requesting through Naviance
- It is the student's responsibility to give the teacher ample time ( two weeks) to complete the letter before the college application deadlines
- Once completed, the teacher will upload your letter to Naviance. Students have the ability to check the status of their letter

**\*\*\*\*\*If the student adds additional schools to their college list he/she MUST request their transcript through Naviance AND notify the Teachers again!!!**



### Common Application Prompts

1. Some students have a background, identity, interest, or talent that is so meaningful they believe their application would be incomplete without it. If this sounds like you, then please share your story.
2. The lessons we take from obstacles can be fundamental to later success. Recount a time when you faced a challenge, setback, or failure. How did it affect you, and what did you learn from the experience?
3. Reflect on a time when you challenged a belief or idea. What prompted your thinking? What was the outcome?
4. Reflect on something that someone has done for you that has made you happy or thankful in a surprising way. How has this gratitude affected or motivated you?
5. Discuss an accomplishment, event, or realization that sparked a period of personal growth and a new understanding of yourself or others.
6. Describe a topic, idea, or concept you find so engaging that it makes you lose all track of time. Why does it captivate you? What or who do you turn to when you want to learn more?
7. Share an essay on any topic of your choice. It can be one you've already written, one that responds to a different prompt, or one of your own design.

# Student Self- Assessment Form

This form will assist your counselors and teachers in writing your letter of recommendation. The more specific details you can give us, the more thorough your college recommendation will be. Please allow counselors and teachers to receive this information at least 2 weeks before your letter is needed. This will allow us the proper amount of time to produce a letter for you. Include your college resume with this assessment. Thank you.

Name: \_\_\_\_\_

Student Email : \_\_\_\_\_

Counselor: \_\_\_\_\_

Date: \_\_\_\_\_

Please list your Extracurricular Activities (in and outside of school) 9<sup>th</sup>, 10<sup>th</sup>, 11<sup>th</sup>, 12<sup>th</sup>.

_____	_____
_____	_____
_____	_____
_____	_____
_____	_____

## Student Self-Assessment Form Questions (continued)

1. Describe yourself in three words:
2. What are some of your distinctive or unusual qualities or skills:
3. What life experience(s) make you stand out from others?
4. Describe an academic accomplishment that you are most proud of and why?
5. In what ways have you demonstrated leadership skills?
6. What do you hope to accomplish in college?
7. What majors are you considering for college? What are your career goals?
8. How have you demonstrated motivation and/or determination?
9. Any additional information you would like to share:

# College Planning Checklist

Application Process	College Name:	College Name:	College Name:
Application Deadline			
Essay required/completed			
Application Fee			
Transcript Request			
Number of Recommendations Needed			
Are test scores required? Test scores sent			
FAFSA Complete			
CSS Profile required			
Date application was submitted			
Teacher letter requested in Naviance			

## Important Websites

SAT	<a href="https://www.collegeboard.org">www.collegeboard.org</a>
ACT	<a href="https://www.act.org">www.act.org</a>
Naviance	<a href="https://connection.naviance.com">https://connection.naviance.com</a>
Khan Academy	<a href="https://www.khanacademy.org/">https://www.khanacademy.org/</a>
Common Application	<a href="https://www.commonapp.org">www.commonapp.org</a>
FAFSA	<a href="https://www.fafsa.ed.gov">www.fafsa.ed.gov</a>
CSS Profile	<a href="https://student.collegeboard.org/css-financial-aid-profile">https://student.collegeboard.org/css-financial-aid-profile</a>

# Notes/Questions

